

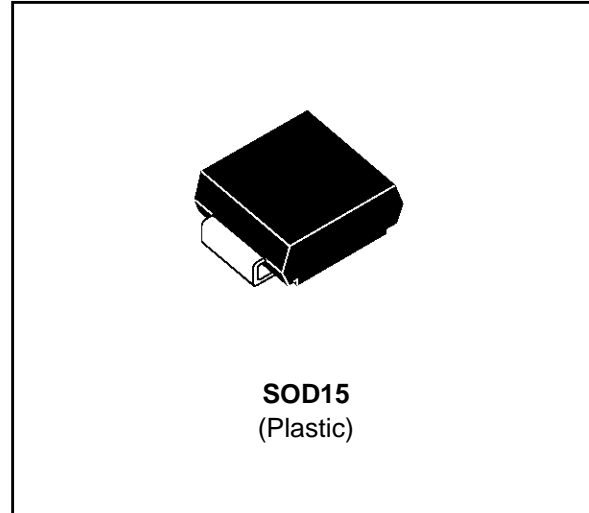
HIGH EFFICIENCY FAST RECOVERY RECTIFIER DIODES

FEATURES

- SUITED FOR SMPS
- VERY LOW FORWARD LOSSES
- NEGLIGIBLE SWITCHING LOSSES
- HIGH SURGE CURRENT CAPABILITY
- HIGH AVALANCHE ENERGY CAPABILITY
- SURFACE MOUNT DEVICE

DESCRIPTION

Single chip rectifier suited for Switch Mode Power Supply and high frequency DC to DC converters. Packaged in SOD15, this surface mount device is intended for use in low voltage, high frequency inverters, free wheeling and polarity protection applications.



ABSOLUTE MAXIMUM RATINGS

Symbol	Parameter		Value	Unit
$I_{F(RMS)}$	RMS forward current		10	A
$I_{F(AV)}$	Average forward current	$T_I=70^\circ\text{C}$ $\delta = 0.5$	4	A
I_{FSM}	Non repetitive surge peak forward current	$t_p=10\text{ms}$ sinusoidal	70	A
T_{stg} T_j	Storage and junction temperature range		- 40 to + 150 - 40 to + 150	$^\circ\text{C}$ $^\circ\text{C}$

Symbol	Parameter	SMBYW04-				Unit
		50	100	150	200	
V_{RRM}	Repetitive peak reverse voltage	50	100	150	200	V

THERMAL RESISTANCE

Symbol	Parameter	Value	Unit
$R_{th(j-l)}$	Junction-leads	20	$^\circ\text{C/W}$

SMBYW04

ELECTRICAL CHARACTERISTICS STATIC CHARACTERISTICS

Symbol	Test Conditions		Min.	Typ.	Max.	Unit
V_F *	$T_j = 25^\circ\text{C}$	$I_F = 12\text{ A}$			1.25	V
	$T_j = 100^\circ\text{C}$	$I_F = 4\text{ A}$			0.85	
I_R **	$T_j = 25^\circ\text{C}$	$V_R = V_{RRM}$			20	μA
	$T_j = 100^\circ\text{C}$				0.5	mA

Pulse test : * $t_p = 380\ \mu\text{s}$, duty cycle < 2 %

** $t_p = 5\ \text{ms}$, duty cycle < 2 %

RECOVERY CHARACTERISTICS

Symbol	Test Conditions		Min.	Typ.	Max.	Unit
trr	$T_j = 25^\circ\text{C}$	$I_F = 1\text{ A}$ $V_R = 30\text{ V}$ $di_F/dt = -50\text{ A}/\mu\text{s}$			35	ns
tfr	$T_j = 25^\circ\text{C}$	$I_F = 1\text{ A}$ $V_{FR} = 1.1 \times V_F$ $t_r = 10\ \text{ns}$		20		ns
V_{FP}	$T_j = 25^\circ\text{C}$	$I_F = 1\text{ A}$ $t_r = 10\ \text{ns}$		5		V

To evaluate the conduction losses use the following equation :

$$P = 0.7 \times I_{F(AV)} + 0.037 \times I_{F(RMS)}^2$$

Voltage (V)	50	100	150	200
Marking	D05	D10	D15	D20

Laser marking
Logo indicates cathode

Fig.1 : Low frequency power losses versus average current.

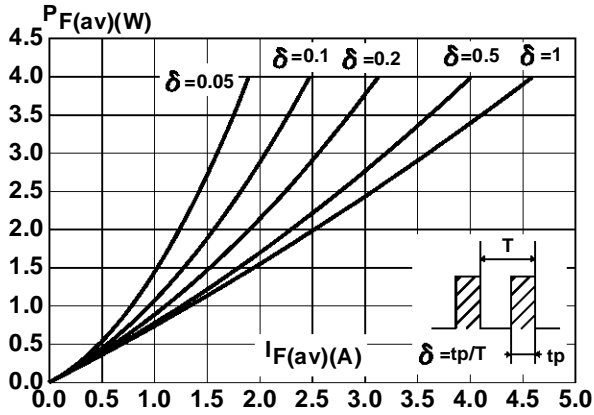


Fig.2 : Peak current versus form factor.

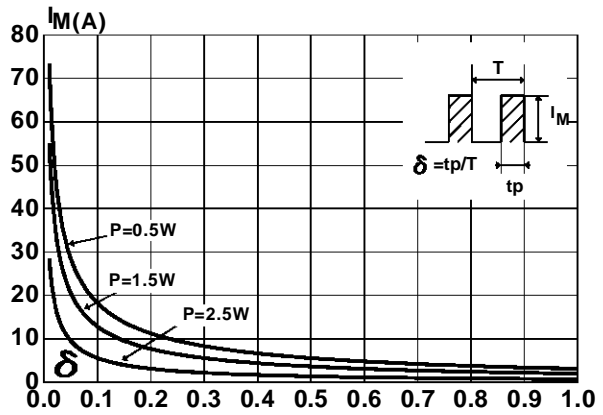


Fig.3 : Non repetitive surge peak forward current versus overload duration.

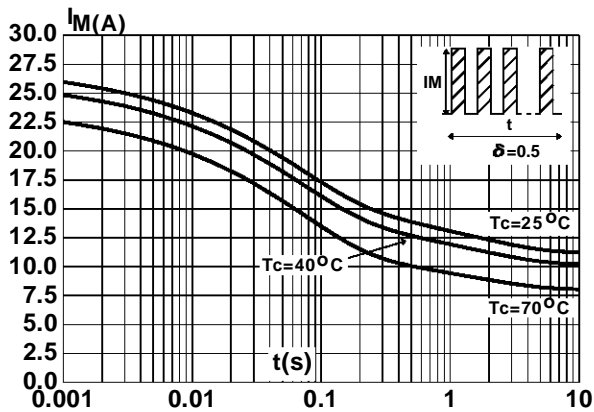


Fig.4 : Relative variation of thermal impedance junction to lead versus pulse duration.

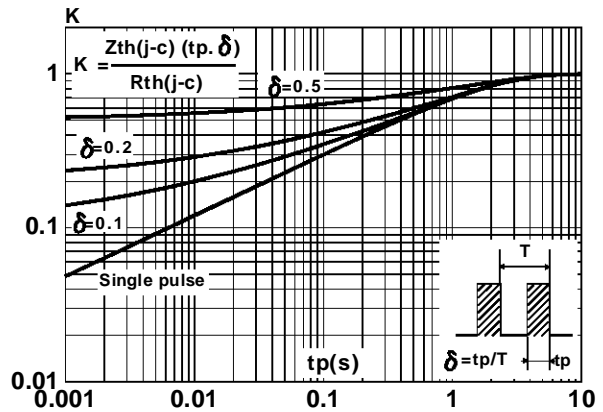


Fig.5 : Voltage drop versus forward current. (Maximum values)

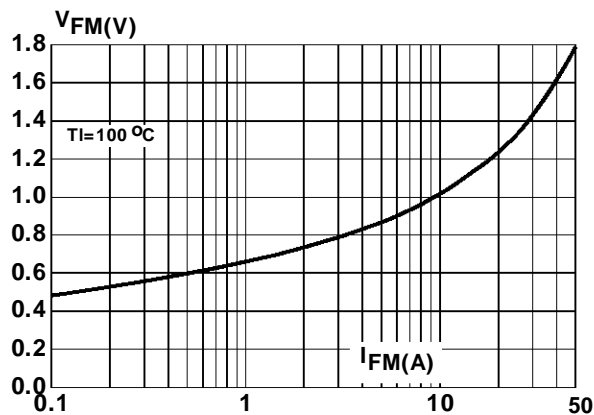
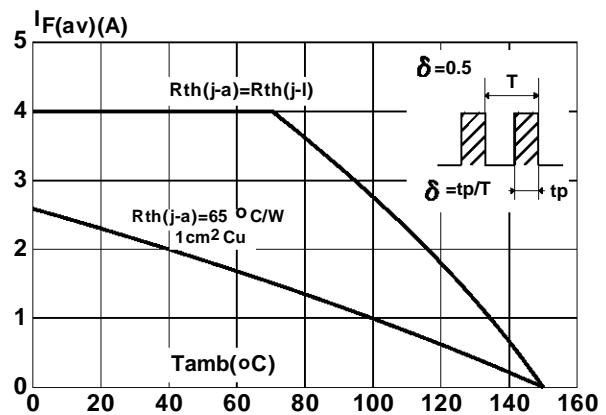


Fig.6 : Average current versus ambient temperature. (duty cycle : 0.5)



SMBYW04

Fig.7 : Capacitance versus reverse voltage applied.

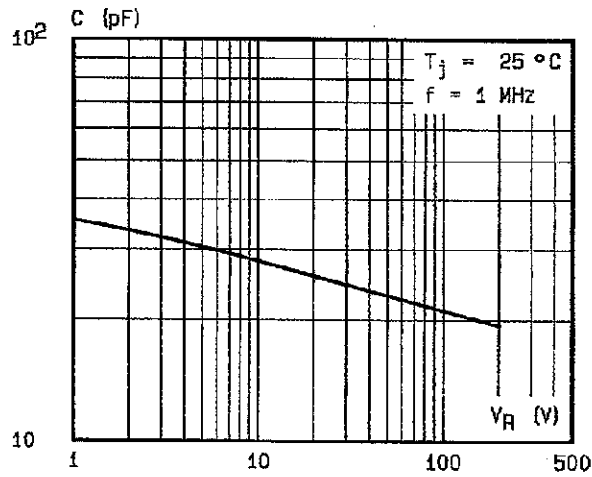


Fig.8 : Recovery time versus di_F/dt .

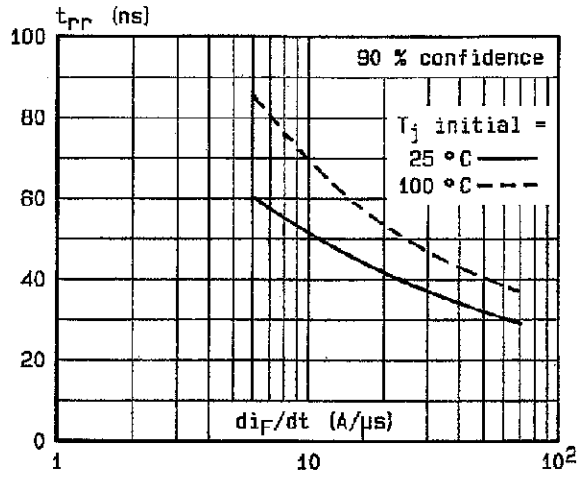


Fig.9 : Peak reverse current versus di_F/dt .

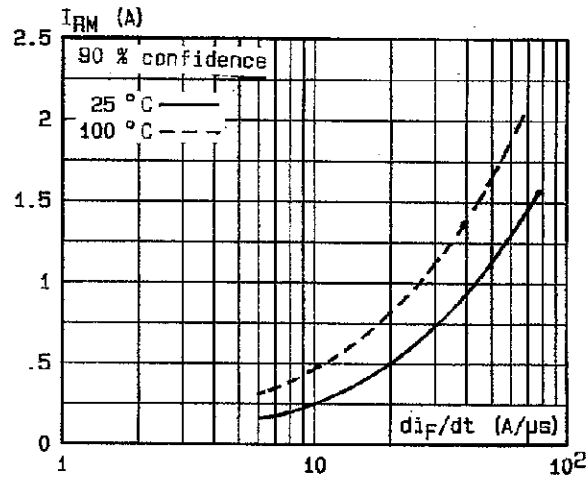


Fig.10 : Dynamic parameters versus junction temperature.

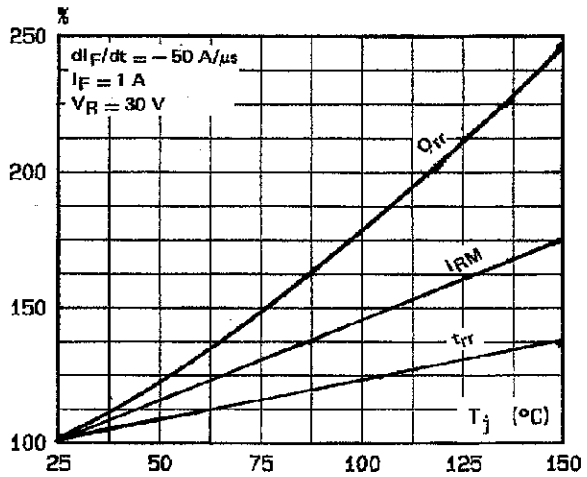
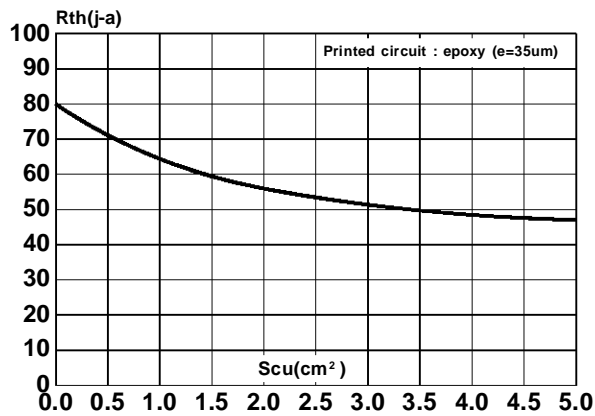
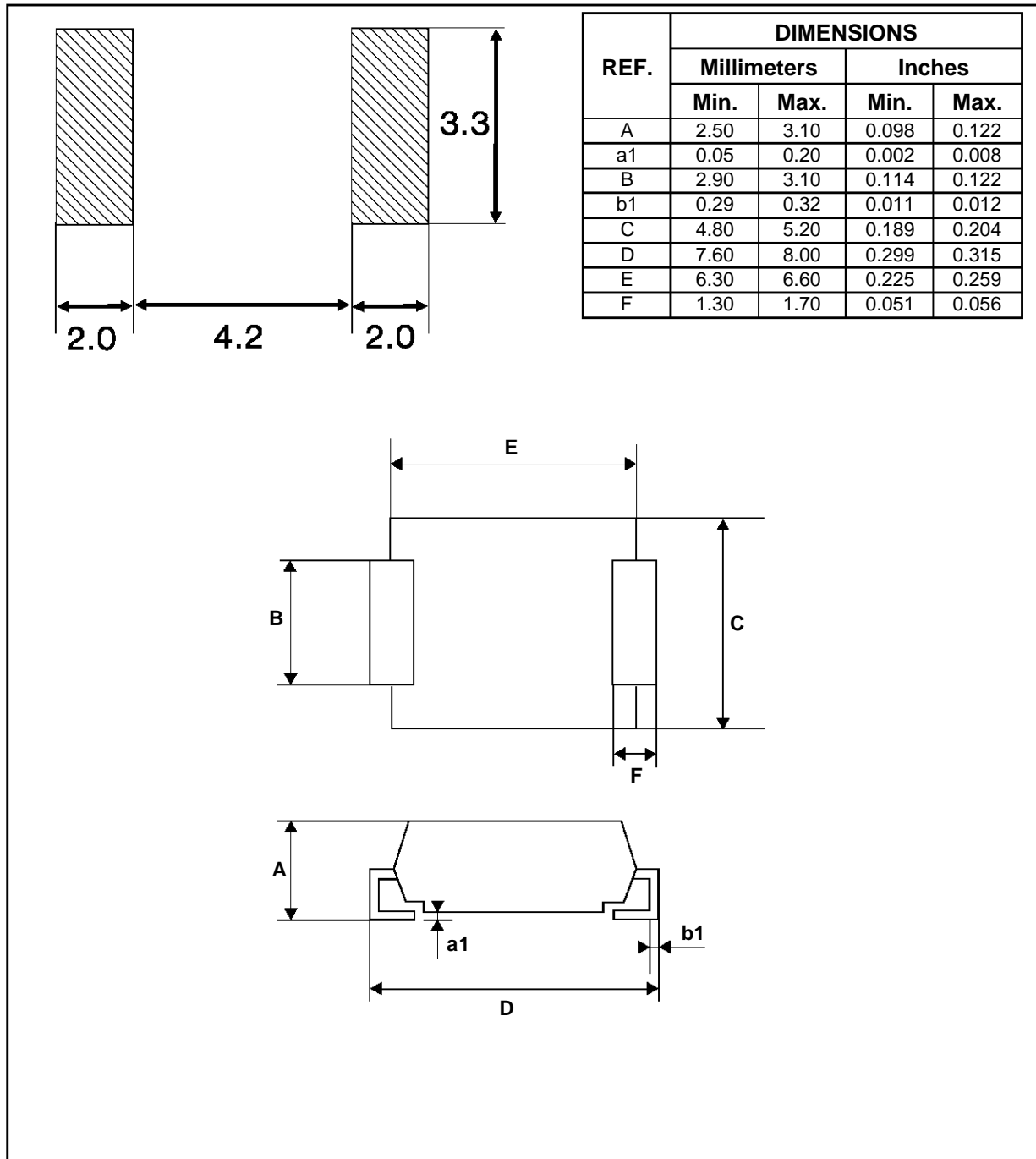


Fig.11 : Thermal resistance junction to ambient versus copper surface under each lead.



PACKAGE MECHANICAL DATA
SOD15



Laser Marking
Logo indicated cathode

Information furnished is believed to be accurate and reliable. However, SGS-THOMSON Microelectronics assumes no responsibility for the consequences of use of such information nor for any infringement of patents or other rights of third parties which may result from its use. No license is granted by implication or otherwise under any patent or patent rights of SGS-THOMSON Microelectronics. Specifications mentioned in this publication are subject to change without notice. This publication supersedes and replaces all information previously supplied. SGS-THOMSON Microelectronics products are not authorized for use as critical components in life support devices or systems without express written approval of SGS-THOMSON Microelectronics.

© 1994 SGS-THOMSON Microelectronics - All Rights Reserved

TURBOSWITCH, TRANSIL, TRISIL, SNUBBERLESS are Trademarks of SGS-THOMSON Microelectronics.

SGS-THOMSON Microelectronics GROUP OF COMPANIES
Australia - Brazil - France - Germany - Hong Kong - Italy - Japan - Korea - Malaysia - Malta - Morocco - The Netherlands -
Singapore - Spain - Sweden - Switzerland - Taiwan - Thailand - United Kingdom - U.S.A